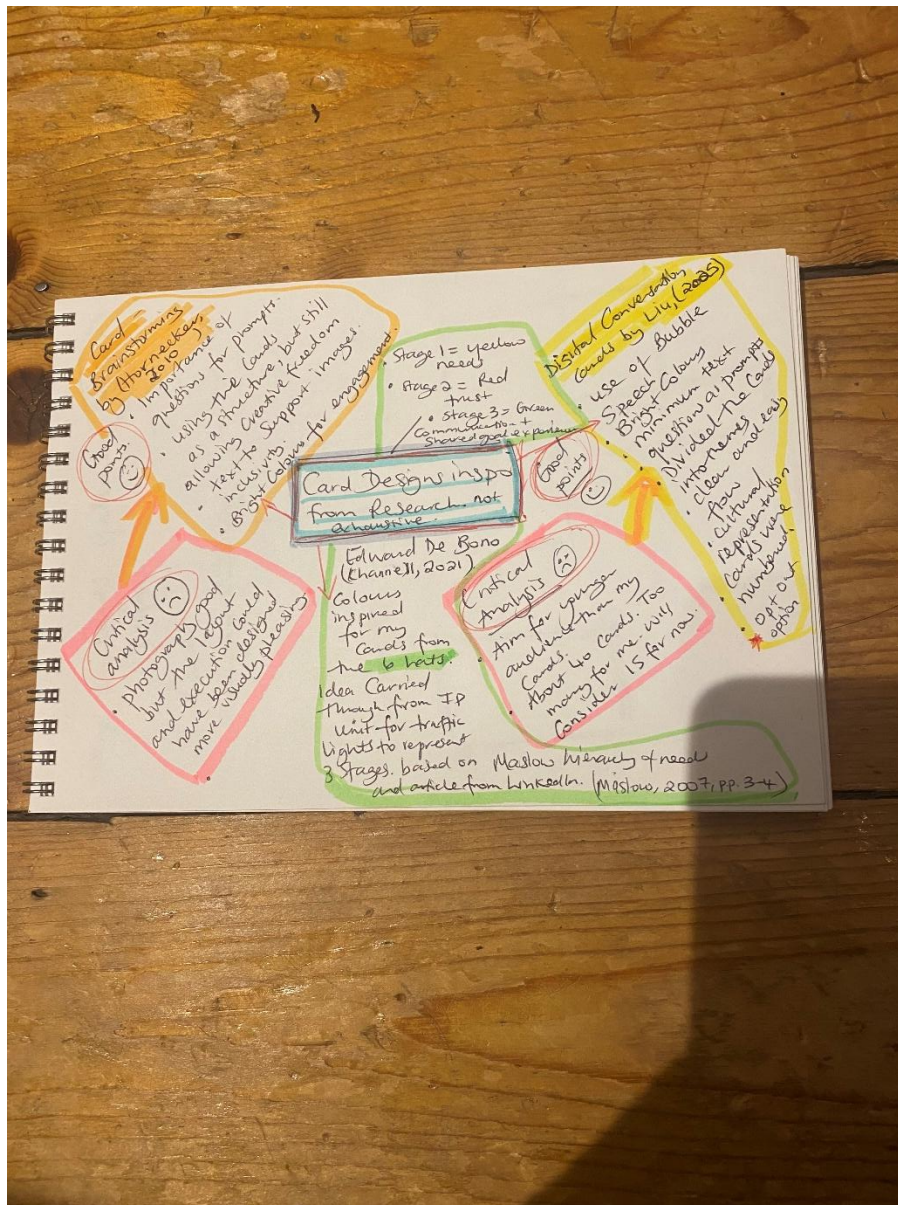
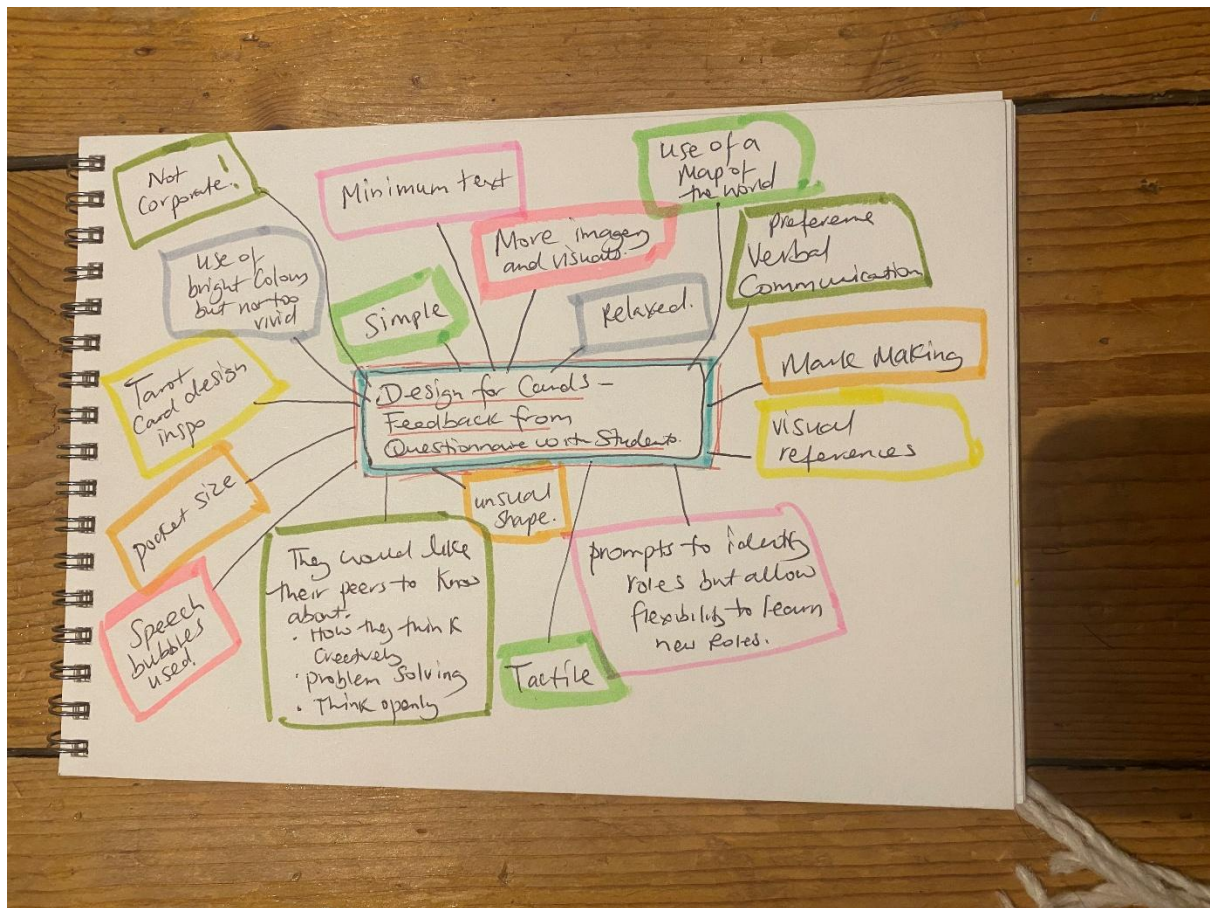


Working Plans for collaborative cards





Cover Card - Cover Collaborative Working Cards

Incorporate
the idea of
a world
map.

This
was
the
popular
front
Cover
Voted by
Students



Abstract
Map
design

Using the Slogan Suggested from a
Student feedback.

"We are in this together"

Collaborative Cards
note colour of Cards Red orange. (More orange)
more orange

Reverse.

(turn over)

Image

a moment where
made a
that you

5

What can they
create?

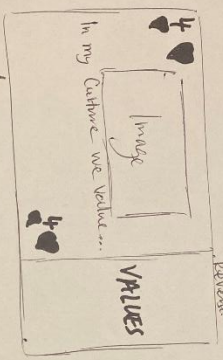
(opt out)
question in
reverse.
will have a
to cover.
use it - shut
prepairs.

question 5 from (Liu, 2025)

Stage 1 - yellow - Needs Cont.

Collaborative Cards:
(Background again please)

4.



Reverse

Requires a written response from a discussion
 Interactive Card where they
 can write their response
 if produced on material such as
 a white board.
 or students can write on post-it
 notes and place on the table.

5.



Reverse

or maybe
 phrased...
 What ~~your~~ ~~peers~~
 you would like
 your peers to
 know about you?

Stage 1 - yellow - Needs Collaborative Cards.

(note: Color of Cards yellow background.)
Building clarity/cultural backgrounds and discussions.

1. **1 ♥**

Image

What is your favorite food combination and why, share your ideas?

Reverse

2. **2 ♥**

Image

Where is the best place that you have travelled to and state why?

Reverse

3. **3 ♥**

Image

What/Who/Where has shaped who you are?

Reverse

note:
Size:
pocket size
requested
from students
during questionnaire
feedback

note:
Size:
pocket size
requested
from students
during questionnaire
feedback

note:
Size:
pocket size
requested
from students
during questionnaire
feedback

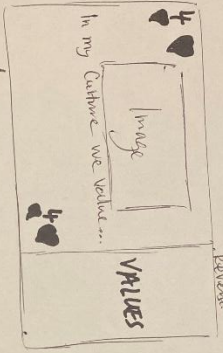
note:
Size:
pocket size
requested
from students
during questionnaire
feedback

Stage 1 - yellow - Needs Cont.

Collaborative Cards:

(Background again please)

4.



Reverse

Requires a written response from a discussion
 Interactive Card where they
 can write their response
 if produced on material such as
 a white board.
 or students can write on post-it
 notes and place on the table.

5.



Reverse

or maybe
 phrased...
 that ~~you~~ ~~know~~
 you would like
 your peers to
 know about you?

Stage 2 - Red - Trust

Unknowns Theory -
Stories and Names.

Collaborative Cards

note: Color of Cards background on orange/red (more encouraging to

communicate more comfortably and gets to know each other).

2. Communicating more comfortably and gets to know each other.

1. (less)

1

Image

What barriers do you think can hinder groupwork?

Barriers

2

Image

What is a constructive way that you have resolved conflict in past projects?

Conflict

3

Image

What do you consider as your strength?

Strength

4

Image

What do you consider as your weakness?

Weakness

Questions inspired by (link 2025).

Stage 2. Cont. Red - Trust
Collaborative Cards
note: Colour of Cards Red orange. (More orange 5" is more accessible)

5.

5♥ Image When was a moment where you have made a mistake that you regret?	5♥ MISTAKES (opt out) question or reverse, will have a flip to cover user should prepare.
---------------------------------------------------------------------------------	----------------------------------------------------------------------------------------------------

Idea of question 5 from (Liu, 2025)

Integrity
honesty
and transparency
generates
Building trust.

Stage 8. Cont. Red - Trust

Collaborative Cards
note colour of cards Red/orange. (More orange so it is more accessible)

5.

5♥ Image When was a moment where you have made a mistake that you regret?	5♠ Reverse. What can they create?
---------------------------------------------------------------------------------	-----------------------------------------

(opt out question reverse, will have a flag to cover it should prefer.)

Idea of question 5 from (Lin, 2025)

Making honesty and transparency opens. Building trust.

Stage 3 - Green Communication and Social Goals (very important) Collaborative Cards Strong - together, we bring roles.

Take Questions refer to some of the framework questions

1.

1

1

1

1

1

1

1

1

1

1

1

1

1

1

1

1

1

1

1

1

1

1

1

1

1

1

1

1

1

1

1

1

1

1

1

1

1

1

1

1

1

1

1

1

1

1

1

1

1

1

1

1

1

1

1

1

1

1

1

1

1

1

1

1

1

1

1

1

1

1

1

1

1

1

1

1

1

1

1

1

1

1

1

1

1

1

1

1

1

1

1

1

1

1

1

1

1

1

1

1

1

1

1

1

1

1

1

1

1

1

1

1

1

1

1

1

1

1

1

1

1

1

1

1

1

1

1

1

1

1

1

1

1

1

1

1

1

1

1

1

1

1

1

1

1

1

1

1

1

1

1

1

1

1

1

1

1

1

1

1

1

1

1

1

1

1

1

1

1

1

1

1

1

1

1

1

1

1

1

1

1

1

1

1

1

1

1

1

1

1

1

1

1

1

1

1

1

1

1

1

1

1

1

1

1

1

1

1

1

1

1

1

1

1

1

1

1

1

1

1

1

1

1

1

1

1

1

1

1

1

1

1

1

1

1

1

1

1

1

1

1

1

1

1

1

1

1

1

1

1

1

1

1

1

1

1

1

1

1

1

1

1

1

1

1

1

1

1

1

1

1

1

1

1

1

1

1

1

1

1

1

1

1

1

1

1

1

1

1

1

1

1

1

1

1

1

1

1

1

1

1

1

1

1

1

1

1

1

1

1

1

1

1

1

1

1

1

1

1

1

1

1

1

1

1</

Stage 3 - Green Communication and Social Goals (very important) Collaborative Cards Strong- together, we bring roles.

Take Questions refer to some of the following questions

1.

1

1

1

1

1

1

1

1

1

1

1

1

1

1

1

1

1

1

1

1

1

1

1

1

1

1

1

1

1

1

1

1

1

1

1

1

1

1

1

1

1

1

1

1

1

1

1

1

1

1

1

1

1

1

1

1

1

1

1

1

1

1

1

1

1

1

1

1

1

1

1

1

1

1

1

1

1

1

1

1

1

1

1

1

1

1

1

1

1

1

1

1

1

1

1

1

1

1

1

1

1

1

1

1

1

1

1

1

1

1

1

1

1

1

1

1

1

1

1

1

1

1

1

1

1

1

1

1

1

1

1

1

1

1

1

1

1

1

1

1

1

1

1

1

1

1

1

1

1

1

1

1

1

1

1

1

1

1

1

1

1

1

1

1

1

1

1

1

1

1

1

1

1

1

1

1

1

1

1

1

1

1

1

1

1

1

1

1

1

1

1

1

1

1

1

1

1

1

1

1

1

1

1

1

1

1

1

1

1

1

1

1

1

1

1

1

1

1

1

1

1

1

1

1

1

1

1

1

1

1

1

1

1

1

1

1

1

1

1

1

1

1

1

1

1

1

1

1

1

1

1

1

1

1

1

1

1

1

1

1

1

1

1

1

1

1

1

1

1

1

1

1

1

1

1

1

1

1

1

1

1

1

1

1

1

1

1

1

1

1

1

1

1

1

1

1

1

1

1

1

1

1

1

1

1

1

1

1

1

1

1

1

1

1

1

1

1

1

1

1

1

1

1

1

Final Card. (Turkman, 1977)

Reflections

Self-Review

- Reflecting on what they have gathered from the interaction with each other.
- Future goals when working Collaboratively. What have they learnt about each other?

REFLECTIONS.

WHAT HAVE
YOU LEARNT
ABOUT COLLABORATION
?

Learning
for future
~~Collaborations~~
Collaborations.